

# INFOCUS

April 2018

[www.morganhillphotographyclub.org](http://www.morganhillphotographyclub.org)

## April is Our Club's Tenth Anniversary

**A**pril is the Morgan Hill Photography Club's Tenth Anniversary. Ten years! As the *InFocus* editor, I was only 16 years old when the club first started... okay...a bit older than that. Time flies. The truth, on our club's 25th Silver Anniversary I will have made it to the ripe old age of 66. Is that old? Depends on who you ask.

If you can make it to today's meeting, it will be one that you won't forget anytime soon. Up to 35 club member photographs will be reviewed along with recommendations for improvements. Nobody is perfect so pay close attention to learn something new.

Also, this is very important, the Tenth Anniversary is the special gift of Sn! Not sure what this is? Well, you can go take a chemistry class our come to the meeting for special anniversary gifts to the lucky raffle ticket holders.

Do your best to bring a photo for sharing at the beginning of the meeting with something...anything ten in it. The number ten, ten ants, five frogs & five toads, it's all up to you.

Potential raffle tickets for members who bring a photo with TEN something.



### APRIL ISSUE

Tenth Anniversary	1
Editor's Note	2
Gallery Show Call for Entries	2
Monthly Photo Themes	3
Focus Groups	3
<i>InFocus</i> Photographer: Joe Azevedo	4
The Master Photographers: Joe Azevedo	16
This Month's Featured Focus Group: HDR Photo	18
Photo Safaris	28

### Facebook

Like the [club's page on Facebook](#) and you'll gain another avenue of communication, not only with members, but with all the world.

Make friends with other members in the club (most board members are on Facebook) and always share your photographic thoughts and links.

# Editor's Note

by [Jeff DuBridge](#)

Did you know that I have been editor of *InFocus* and writer of this editor's article for a year now? Time flies. While I am the editor, I focus hard on just that—editing. I must thank the many, many members who have shared their photos, provided their viewpoints, areas of expertise, and have enjoyed the opportunity to be interviewed by the fine editor himself. Listing the names of these exceptional contributors is possible yet not everyone knows everyone so I have decided not to although visiting [www.morganhillphotography.club](http://www.morganhillphotography.club) allows the viewing of all past *InFocus* newsletters. I'm not done, the newsletter continues. Please contribute your photos, sense, reasoning, anything to share with all members. If you decide not to, beware as I am on the hunt and, with the obvious exception of George, and of course myself, everything that any member can provide will be cherished by others.

One person that I must truly thank for this month's *InFocus* is Joe Azevedo. Joe has set a new *InFocus* record by being the Master Photographer of the Month via an interview by myself and sharing his levels of expertise, history and stories, and next, the *InFocus* Photographer of the Month sharing 19 photographs and finally the Focus Group of the Month Article on HDR Photography with an additional 19 personal photo-

graphs to bring his point home. In addition to Joe's myriad areas of expertise, he told me that he will be glad to purchase for me any camera equipment I so desire...then I woke up. Darn.

Again, a great thanks to Joe Azevedo.

As is very obvious this month, I have not shared my thoughts, ideas and arguments about the everyday benefits and pleasures in taking your photography as a serious matter to greatly enjoy and work to continually in challenging oneself for improvement but in a relaxed, joyful state of mind. Keep up the good work.

In case you were unaware of the facts concerning *InFocus*, the editor is monetarily compensated the following amount each month for his duties: ah...the check's in the mail. Seriously, thanks for reading *InFocus* every month and feel free to share with other members anything you may so desire.



## Gallery Show Call For Entries for Santa Clara County Parks

***Due Date is this Sunday, April 8th  
and so far we have received almost ZERO entries***

The Morgan Hill Photography Club & the Morgan Hill Historical Society (MHHS) are pleased to announce an open call for entries for an upcoming gallery show to be held at the Morgan Hill House May 7th–June 18th, 2018.

The theme of the exhibition is Santa Clara County Parks. There are 28 parks in Santa Clara County: <https://www.sccgov.org/sites/parks/parkfinder/Pages/parkfinder.aspx> to see the list. If possible, the Gallery Show Team would like to have all 28 parks represented in this exhibit therefore when you submit your entries each entry needs to be from a different park. Your photographs may be reproduced in B/W, or color. All photos must represent the theme and must be suitable in subject matter for a diverse and general audience.

Click here to download the Exhibition Rules, and read them carefully, as some of the rules have changed.

Each MHPC member may submit up to three works for review by the selection committee. If submitting more than one image, the probability of selection will be increased if the images are of different parks. Photographs must be the original work of the photographer, have been captured by a digital or film photographic process, be framed or mounted, and have not been in a previous MHPC photographic exhibition. The minimum size of accepted photographs is 8" x 10" (exclusive of the mat and/or frame).

Due to space limitations in this venue the image, INCLUDING THE FRAME, cannot be larger than 24 inches on the longest side.

Submission Process: your entries must be submitted online by emailing a jpg copy of the image to: [submissions@morganhillphotographyclub.org](mailto:submissions@morganhillphotographyclub.org) no later than 09:00PM, Sunday, April 8th, 2018. Resize your image to be 1920 pixels on the longest side. The Gallery Show Team will only accept entries submitted via email, are the correct size, and which are received before the deadline.

The Artists' Reception is scheduled for Friday, May 11th, 2018 from 6:00PM–8:00PM. The artists are expected to attend and provide appetizers for the guests viewing the exhibition.

## Focus Groups

**Lightroom** - Active, meets third Thursday of every month.

([George Ziegler](#))

**Macro** - Active, Contact [Ron Cabral](#) for times.

**Night** - Active, Contact [Noël Calvi](#) or [Rick Rasmussen](#) for times.

**People** - Active, meets approximately every 4–6 weeks. ([Larry Campbell](#)) for more information.

**Video & Drones** - Active, third Tuesday of every month. ([David Fredericks](#))

**Compact Camera** - Active, no regular meetings. ([Ram Gupta](#))


**NEW START! iPhoneography** - Active, Contact [Michael Sue BrownKorbel](#) for times.

**Printing** - Currently inactive, but Jack can provide lots of documents to help improve your prints. ([Jack Yovanov](#))

## Monthly Photo Themes

Each month club members are encouraged to produce images based upon a specific photo assignment or Theme. The images are shared on flickr® where they can be seen and commented upon by other members. The public can view the Monthly Photo Theme images but non-members cannot post images.

The March flickr® photo theme is Wheels: round, round, round and well...round. Create photographs that fit the theme and then post up to five of them on the club's flickr®



[fineartamerica.com/featured/bicycle-wheels-kenneth-walker.html](http://fineartamerica.com/featured/bicycle-wheels-kenneth-walker.html)

## The 2018 Executive Board

**George Ziegler**

President, Gallery Show Chair,  
and Webmaster

**Susan Brazelton**

Past President and Community Events Director

**Noella Vigeant**

Vice President and Program Director

**Barbara Dawson**

Treasurer

**Noël Calvi**

Membership and Marketing Director

**Mark Grzan**

Photo Safari Committee Chair

**Jeff DuBridge**

Newsletter Editor

**Dominic Godfrey**

Community Connections Committee Chair

**Michael Sue BrownKorbel**

Photo Diva

**Lennie Randall**

Member at Large

**Cherie Newland**

Member at Large

## April's MHPC Meeting

### Image Critique

Member prints (30–35) will be officially critiqued by Charlie Ginsburgh (an official PSA judge). Actual photographic prints shall be supplied and images will also be projected on the screen so all the members can see.



## April is MHPC Tenth Anniversary



Bring a Photo with 10...(something) & Receive a Raffle Ticket for...

Details surrounding the "10 for 10th" photo share will be out soon. What will you bring?

## This Month's *InFocus* Photographer: Joe Azevedo



Joe Azevedo has been into photography starting as a youngster by watching his Dad in the home photography lab. Since the late '90's Joe has started back into photographer full bore. These photos are from recent trips across the country and with the Morgan Hill Photography Club's Photo Safaris.

All photos © Joe Azevedo




This Month's *InFocus* Photographer: Joe Azevedo



**This Month's *InFocus* Photographer: Joe Azevedo**

---



**This Month's *InFocus* Photographer: Joe Azevedo**



This Month's *InFocus* Photographer: Joe Azevedo





This Month's *InFocus* Photographer: Joe Azevedo



This Month's *InFocus* Photographer: Joe Azevedo

---




**This Month's *InFocus* Photographer: Joe Azevedo**

---



This Month's *InFocus* Photographer: Joe Azevedo



**This Month's *InFocus* Photographer: Joe Azevedo**

---



This Month's *InFocus* Photographer: Joe Azevedo



This Month's *InFocus* Photographer: Joe Azevedo



# The Master Photographers: Joe Azevedo

March 2018 Interview with Joe Azevedo by Jeff DuBridg at Joes's Place

JD: When did you start to really take hold in the photography realm?



JA: I think I started taking my first photographs around '97-'98. I had my Dad's old Minolta 370's and then I bought another Minolta camera body, X70. I just started shooting. I would take the family with me after work or on the weekend and take pictures of the coast and of other landscapes.

I was taking to some people at work and they told me I should start shooting slides—more color to them. So I started shooting Kodachrome and Ektachrome and that was all, just slides. It was tough at times; underexpose, overexpose. With the slides, you did not obtain that instant feedback you get with digital. I did slides for about three to four years and then the family started growing up and I had to do more things around the house...and put the camera by the wayside for a while. I had these tons of slides that I had taken. I entered a few contests every once and awhile and received some honorable mentions in some magazines. You really get excited when you see something printed. I just let it go for awhile. Six years ago we had our 25th wedding anniversary...

JD: Wait! Is this your second marriage or your third?

JA: This is our first.

JD: You're following the norm, you need to break up. The wife and I have been together since high school and I tell her, "We've been together

since high school and I love you but we're not following the norm, we need to break up." (laughter)

JA: On our 25th wedding anniversary we had a party and my family got together and gave me the Canon Rebel T2 kit, the first digital, with lens, the whole set-up. We went on vacation to Lake Tahoe, I could see immediately what I shot and I simply started having some fun again. I started taking more trips to the NorthEast, see my cousin in Vancouver, WA, next to OR, all around that region, and of course I would always have my new camera with me. Before I knew it, landscapes were being shot more and more. In 2015 I started to back to photography quite strongly. In August 2015, I went back to Lassen and took a variety of shots throughout the park and was amazed at the shots taken. From that point forward I've been shooting steadily.

JD: I understand Lassen still has volcanic activity.

JA: Yes, eruptions are still occurring and a few spots are accessible for hikers to view the sulfur, bubbling and the like.

JD: Sounds good. Jump in and get a good cleansing. (laughter)

JA: There is a story about a logger

discovering the Bumpass Pool activity, accidentally slipped into one of the pools and his leg just got, for the most part, burned off—or so the story goes. (laughter) Now it is all cordoned off and all can be accessed through the Bumpass Hell Trail but it's a tough hike; couple miles up, couples mile dow, high altitude and you need to be fit to make the hike.

Next in my area of photography is staying active with the club's Photo Safaris. Morro Bay is the next trip—definitely looking forward to that trip. I am trying to challenge myself to get some good, different angle, improved shots of Morro Rock, maybe sunrise, sunset, middle of the day, I'll do it. Now I have shot the Rock before but nothing has really blown me away so this time it is guar-



anteed.

Overall, the intent is to hone my skills more, just practice, practice, practice.

JD: Wherever? How about street photography in Gilroy?

JA: I have yet to do street photography in Gilroy. Downtown has been considered for an early morning observation. Middle of day? Not as much.

JD: You need to remember with street photography, at least with me, sometimes one is not always looking for perfect lighting, colors and the like. My main focus is usually on the people in different environments yet I must say that





# The Master Photographers: Joe Azevedo

March 2018 Interview with Joe Azevedo by Jeff DuBridge at Joes's Place

I have a few good photographs of trees, their shadows and the like in the early morning downtown Morgan Hill.

JA: When it comes to taking pictures of people, I am not very skilled in that area. If I was planning on photographing people in a studio environment, I currently am not set-up for such work. I don't have a lot of interest at this time in getting equipment to officially pho-



graph studio work. That's the reason I haven't joined the MHPC People Group. I do enjoy shooting people in a landscape though.

JD: What can be done with the People Group is to simply show up at an event, bring your camera and quite easily become involved. We love to share. You use a Canon so you can borrow my equipment; attach the PocketWizard transceiver to your hot shoe flash connection and it automatically fires the strobes and that is it. The shooting lasts up to four hours and I would love to share and teach you a few tricks about people photography. I am yet the top expert in this area so maybe you can teach me a few things.

If money was not an issue, what would buy in the photography arena: cameras, lens, any additional anythings?

JA: I would like to try Hasselblad formats, larger sensor/film, 4x5 format, try other manufacturers' cameras.

JD: Where would you like to go, again, money, time, not an issue?

JA: New Zealand, Antarctica... would love to try Antarctica before the Arctic. There's so many places that I have yet to explore.

JD: Do you shoot RAW or jpeg?

JA: I shoot RAW.

Photos are downloaded into Lightroom and the HDRs are tried in both Lightroom and Aurora HDR.

JD: What camera(s) are you using now?

JA: Canon 6D. A friend gave it to me a few years ago. He knew I was getting into photography again, he wasn't, so he gave it to me for free.

JD: Putting aside camera and lens, what's your favorite accessory?

JA: Tripod

JD: If you had to choose just one lens, what would it be?

JA: The 24-70. You can do a lot with that one.

JD: Do you have any lighting equipment?



JA: My daugh-



ter's boyfriend gave me a ring flash. I have yet to use it, still need to learn procedures, but I plan to use it for macro work.

JD: How did you learn photography?

JA: My Dad shot photography as a hobby. I recall seeing lots of pictures, mostly B/W. He took official photography classes at San Jose City College, had a darkroom, enlarger, he did it all the time. My oldest brother does studio photography. My nephew does really good street photography. That's how I really learned it, through all the influence.

JD: How do you feel about cropping an image.

JA: I don't crop too much but I think it's okay.

JD: Have you ever considered making money in the photography realm: little, lots, part-time, full-time...?

JA: I have considered it but haven't planned to go full-time. Plans have yet to be laid out, procedures, marketing, the whole lot... If I could supplement my income with photography or do it full-time, that would be great!

JD: Final question. What would be your dream photo assignment?

JA: To be recognized by a critical agency, National Geographic, or similar publisher. Also, given an assignment in an area due to my being recognized as one of the best.

# This Month's Featured Focus Group: HDR Photography


by Joe Azevedo

I have always been an early riser, even as a kid. It gave me the time to watch cartoons before chores had to be done. I liked to watch the sun come up and look at the colors. The same still holds true today. When I am set to wake up and go out to a photo safari, I can't sleep very well. I wish for the night to go by fast, so I can be on my way. Sure, it's cold and dark, but I love it. I love the preparation. The putting on layers of clothing and making sure all the camera gear is in place one more time. I leave, quiet, not wanting to wake anyone up and hoping to be the first set of eyes on the horizon. It's dawn now and the fun for me has just begun.

My photos, my technique is not any different than anyone else's, but their mine. My time. My effort to seek an image that I like. I have learned a tremendous amount in the past three years and just getting to where I know I can be better. Thank goodness to YouTube, to helpful neighbors and fellow MHPC members that are generous with knowledge. It has pushed me and strengthened my skills. One technique that I like to use is HDR (High Dynamic Range). Its purpose is to give the photographer greater range of highlights and shadows by digitally combining images. I like to use the 5-image combination. I have my camera set-up to take as follows: -2, -1, 0, +1, +2. Some photographers take three, while others take seven, nine or even eleven. It is a personal choice with no right or wrong. When I use HDR, it is because the image in front of the lens is high in contrast or there are dramatic reflections of metal, or architecture. I will import them into Adobe Lightroom, select all five and combine them into an HDR image. Often, I will go into Photoshop and do additional editing, or I may use the HDR module in Photoshop. As you do more, you realize each module has a look to it and I often have more than one version of an HDR edited image. In addition, I may take the images and use Aurora HDR software to combine. Having choices is good and then, after all is done, I can review and discard the ones that don't hold up and narrow it down to one final image. Now, if you look up HDR images, one will find dramatic landscapes, super rich coloring and breathtaking technique or you may also find images that looks very "normal," not "over the top" and often time the difference may be the range of shadow and highlights you see. It's a viewer's choice to what is favored. HDR, like any other technique, will not correct a sub-par composition nor will it fix the image con-

tent. The subject and how you present it is always the biggest challenge anyone producing photographic images faces.

Go out when you can any time of the day you want. Make it fun and spark your creativity to surprise yourself. Call a friend or two to join. The collaboration is a great way to share and learn. Go out when you can any time of the day you want. Make it fun and spark your creativity to surprise yourself. Call a friend or two to join. The collaboration is a great way to share and learn.




# This Month's Featured Focus Group: HDR Photography

by Joe Azevedo

**TOP:** HDR Photograph

**BOTTOM:** NON-HDR Photograph



# This Month's Featured Focus Group: HDR Photography

by Joe Azevedo

**TOP:** HDR Photograph

**BOTTOM:** NON-HDR Photograph



# This Month's Featured Focus Group: HDR Photography

by Joe Azevedo

**TOP:** HDR Photograph

**BOTTOM:** NON-HDR Photograph



# This Month's Featured Focus Group: HDR Photography

by Joe Azevedo

**TOP:** HDR Photograph

**BOTTOM:** NON-HDR Photograph



# This Month's Featured Focus Group: HDR Photography

by Joe Azevedo

**TOP:** HDR Photograph

**BOTTOM:** NON-HDR Photograph



# This Month's Featured Focus Group: HDR Photography

by Joe Azevedo

**TOP:** HDR Photograph

**BOTTOM:** NON-HDR Photograph





# This Month's Featured Focus Group: HDR Photography

by Joe Azevedo

TOP: HDR Photograph

BOTTOM: NON-HDR Photograph




# This Month's Featured Focus Group: HDR Photography

by Joe Azevedo

**TOP:** HDR Photograph

**BOTTOM:** NON-HDR Photograph




# This Month's Featured Focus Group: HDR Photography

by Joe Azevedo

TOP: HDR Photograph

BOTTOM: NON-HDR Photograph



Morgan Hill Photography Club

# PHOTO SAFARI

April 7 <sup>th</sup>	<b>POINT REYES</b> – We are taking sign-ups for the Pt. Reyes Safari, Saturday, April 7, 2018 !!!!! One day/full day shootout over the incredible estuaries, viewing wildflowers, beaches, lighthouse, buildings and lagoons. Early departure in the morning for sunrise shot at San Raphael Pier and Bridge. Easy access. <a href="https://www.nps.gov/pore/index.htm">https://www.nps.gov/pore/index.htm</a> **
April 15 <sup>th</sup>	<b>RING MT OPEN SPACE PRESERVE</b> - in Tiburon. Home of the (the only place it grows) rare Tiburon Mariposa Lilly. Beautiful wildflowers and San Francisco Bay overlooks create wonderful images. In addition, we found a spectacular pier at the end of the Richmond, San Raphael Bridge for sunrise across the bay. Early morning departure – more info TBA. Easy access <a href="http://bahiker.com/northbayhikes/ringmountain.html">http://bahiker.com/northbayhikes/ringmountain.html</a> **
May 12 & 13	<b>YOSEMITE NATIONAL PARK</b> Dogwood Blooms. This is a spectacular bloom of dogwoods and along with winter snow melt creates spectacular waterfalls and wildflower opportunities. Need to book one night. Easy Access – more info TBA <b>Early motel accommodations required</b> <a href="http://michaelfrye.com/yosemite-journal/?p=267">http://michaelfrye.com/yosemite-journal/?p=267</a> **
May 26 <sup>th</sup>	Annual visit to: <b>TILDEN BOTANICAL GARDENS</b> of native California wildflowers in Oakland. Easy access – more info TBA <a href="http://www.ebparks.org/parks/tilden/botanic_garden">http://www.ebparks.org/parks/tilden/botanic_garden</a> **
June 1, 2 & 3 (Limited to 15 members)	<b>NORTHERN CALIFORNIA COASTAL REDWOODS</b> and Wildflowers– more info TBA, 4 days and 3 nights along the north coast – more info TBA <b>Early motel accommodations required</b> <a href="http://www.mdvaden.com/redwood_rhododendron.shtml">http://www.mdvaden.com/redwood_rhododendron.shtml</a> **
July 13, 14 & 15	<b>YOSEMITE NATIONAL PARK WILDFLOWER BLOOM</b> – <a href="https://www.nps.gov/yose/learn/nature/wildflowerviewing.htm">https://www.nps.gov/yose/learn/nature/wildflowerviewing.htm</a> ** TBA <b>Early motel accommodations required</b>
October 5, 6, 7, and 8 <sup>th</sup>	<b>EASTERN SIERRA FALL COLOR ADVENTURE</b> .. 4 days and 3 nights. Early lodging and registration required – more info TBA <b>Early motel accommodations required**</b>

\*Contact Susan Brazelton [brzltn@garlic.com](mailto:brzltn@garlic.com)

\*\*Contact Mark Grzan [fam.grzan@charter.net](mailto:fam.grzan@charter.net)

# Morgan Hill Photography Club

General meetings are held on the 1<sup>st</sup> Wednesday of the month at the Morgan Hill Centennial Recreation Center  
171 West Edmundson Avenue, Morgan Hill, CA 95037

<http://morganhillphotographyclub.org>  
[info@morganhillphotographyclub.org](mailto:info@morganhillphotographyclub.org)



# Membership Application

<b>Personal Information</b>  Please print clearly  Application to be completed and signed on a yearly basis.	<b>PLEASE PRINT CLEARLY</b>			<b>YOUR LEVEL OF PHOTOGRAPHIC EXPERIENCE/SKILL:</b> <input type="checkbox"/> Beginner <input type="checkbox"/> Low Intermediate <input type="checkbox"/> Intermediate <input type="checkbox"/> High Intermediate <input type="checkbox"/> Advanced/Professional
	Name: _____ Phone: [H] _____ [C] _____ eMail: _____ flickr@ screen name: _____			
	<b>THE CAMERA YOU USE MOST OFTEN:</b> <input type="checkbox"/> Film (any format) <input type="checkbox"/> Phone/Tablet <input type="checkbox"/> Digital SLR <input type="checkbox"/> Point and Shoot <input type="checkbox"/> ILC (mirrorless w/interchangeable lens)		<b>PHOTOGRAPHIC INTERESTS (check all that apply):</b> <input type="checkbox"/> Macro <input type="checkbox"/> Sports/Action <input type="checkbox"/> HD Video <input type="checkbox"/> Night <input type="checkbox"/> People/Portraits <input type="checkbox"/> Nature <input type="checkbox"/> Landscapes <input type="checkbox"/> City/Architecture <input type="checkbox"/> Events <input type="checkbox"/> Other _____	
How did you hear about us? _____				
<b>Membership Dues</b>  (circle one)	RENEWAL: <b>\$20</b> Due and payable on or before January 1 of each calendar year.	NEW MEMBERSHIPS:		
		Join in January thru September - includes current year only. <b>\$20</b>	Join in October or November - includes following calendar year. <b>\$25</b>	Join in December - includes following calendar year. <b>\$20</b>
<b>Privacy Opt-IN</b>	MHPC periodically issues a membership directory. <b>Your name and flickr@ screen name will appear in the directory</b> , however, you may elect to share only some of your other personal information. <b>Please circle which personal information you agree to share in the directory.</b>			
	eMail	Home Phone	Cell Phone	None
<b>Membership Agreement and Liability Release</b>	I, _____ PRINT NAME _____, hereby renew or apply for membership in the Morgan Hill Photography Club [MHPC] and request to participate in <i>General Meetings, Shootouts</i> (photographic field trips and walks), <i>Focus Groups</i> (periodic gatherings of members who have a common special photographic interest), <i>Gallery Shows</i> , and other activities [collectively Activities] as organized by MHPC and/or its members.  I understand that MHPC has been organized to provide its members and guests with the opportunity to participate in various Activities related to photography. In addition, I understand that such Activities may present inherent physical risks to my person and/or property, and that membership in MHPC does not require my participation in such Activities. I therefore voluntarily assume full responsibility for any loss, damage, or injury that may be sustained by me and/or my property, as a result of participating in such Activities. Furthermore, I understand that MHPC does not provide general liability, accident or theft insurance of any kind for it's members and/or guests.  In consideration of membership in MHPC and participation in MHPC's Activities, I hereby agree to indemnify and hold harmless MHPC, its officers, and/or members, from any claims arising out of my participation in any MHPC activity, and agree to refrain from making any claims or commencing any lawsuit against MHPC, its officers and/or members.  <b>I agree to the foregoing</b> and acknowledge that I have read and understand the MHPC Membership Agreement and Liability Release.  Signature: _____ Date: _____			
<b>Payment</b>	Cash or checks made payable to <b>Morgan Hill Photography Club</b> . A \$25 fee will be charged on all returned checks. <b>Membership dues are non-refundable.</b>			

On the reverse side of this application describe any skills or expertise that you would be willing to share with others.